

Healthier and More Beautiful Life

with Micro Tip Systems



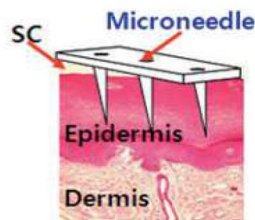

Less Invasive, Less Pain and More Effective!

- Effective cosmeceutical delivery
- Safe and cost effective skin care
- Easy self administration
- Painless drug delivery
- Efficient delivery of peptides
- Genetic medicines



MITI Systems

Skin & Microneedle



Stratum Corneum(SC), the outermost thin layer of the skin, works as a barrier skin to prevent the entrance of foreign matter from the outside. Cosmeceuticals and drugs such as with heavy molecular weight, hydrophilic substances, and ionic substance, have significantly poor skin permeability.


Microneedles make very tiny pathes in SC so that the effective ingredients of cosmeceuticals and drugs can be easily absorbed into the skin. These pathes are totally recovered in a few hours, so it is safe from infection.

INTO:DERMA

Hyaluron Micro Crystal Essence

Innovative Skin Care 2 step treatment

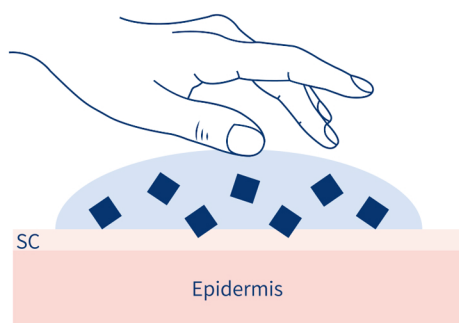
Apply and Dissolve!



Hyaluronic Acid
Micro Crystals



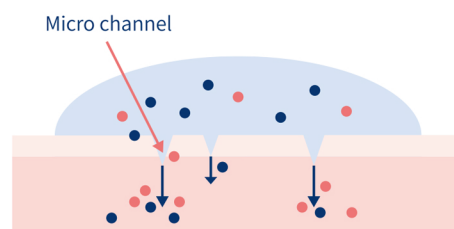
- ▶ Oil essence containing micro sized hyaluronic acid crystals
- ▶ Facilitate the delivery of active ingredients deep into skin



■ Hyaluronic Acid Micro Crystal



serum



● Dissolved Hyaluronic Acid Micro Crystal

● Active Ingredient

iNTO:DERMA

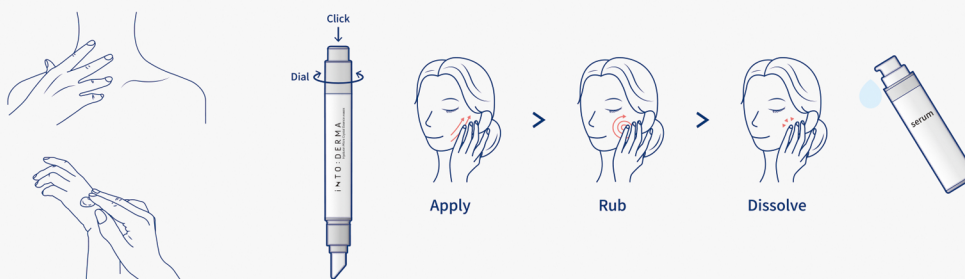
Hyaluron Micro Crystal Essence

- ▶ Micro sized crystals made of low molecular hyaluronic acid having excellent skin absorption rate
- ▶ Mixed in oil-based formulation and works as disruptor on skin barrier
- ▶ Stimulating the outmost layer of skin for better delivery of active ingredients like oligo/polypeptides and stem cell conditioned media
- ▶ Addition of serum makes micro crystals dissolved instantly and absorbed deep into skin
- ▶ Convenient and safe use at a professional skin clinic or at home
- ▶ Easy-to-use multi pen type applicator (click, dial and retract)

Product Line

- ▶ Hyaluron Micro Crystal Essence 2g
- ▶ Hyaluron Micro Crystal Essence Forte 2g

How to Use



Step 1 Skin stimulation by iNTO:DERMA Essence :

Apply iNTO:DERMA hyaluron micro crystal essence on the face or any zones requiring care by dialing or clicking the multi-pen applicator and rub for about 30 seconds and tap gently.

Note: The essence comes out quickly when dialing the button of applicator clockwise.

Once it starts to come out, you can easily adjust the suitable amount by clicking.

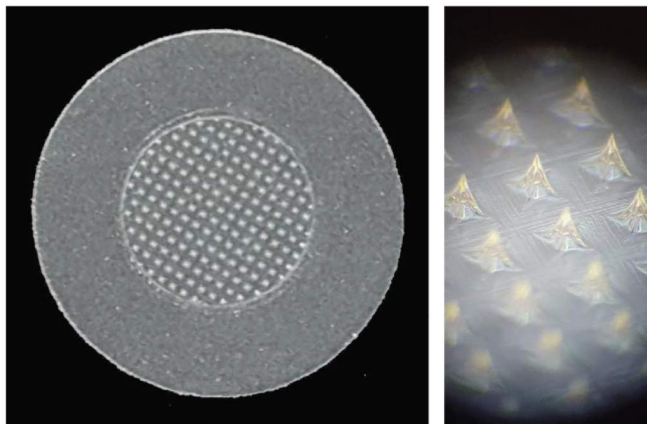
It is recommended to dial it one or two turns counterclockwise to prevent the leakage after use.

Step 2 Application of serum for dissolving :

Put the serum on the zones applied with essence and apply gently in circles to dissolve micro crystals. You will feel them dissolving smoothly. Then tap the face lightly for absorption of active ingredients

Spot Patch for acne/troubled skin care

CHAK S K I N DEEP PATCH / **BLEMISH** / **DARK SPOT**

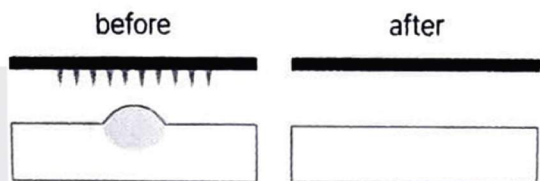


Features

- ◆ Acne/troubled skin care patch
- ◆ Dissolving microneedles on the hydrocolloidal film
- ◆ Anti-inflammatory and skin rejuvenation
- ◆ Hydrocolloid absorbs the skin secretion and
- ◆ protects skin

225 Microneedles / Salicylic acid & Madecassoside / Minimize & Hide blemishes


BLEMISH



CHAK SKIN DEEP PATCH - BLEMISH is a new concept of skin trouble care system. It consists of direct mounting microneedles on the hydrocolloid film.

This innovative product simultaneously provides antibacterial / anti-inflammatory / skin regeneration / protection of wounds / discharge from a wound.

DARK SPOT



225 dissolving MICROPOINT and INGREDIENTS, such as Niacinamide, Butylene Glycol, Glycolic Acid, Tranexamic Acid, Kojic Acid, 3-O-Ethyl Ascorbic Acid, Glycyrrhiza Uralensis(Licorice) Root Extract, etc., of CHAKSKIN DEEP PATCH-DARK SPOT help to Brighten your skin.

It is especially good to use after BLEMISH skin care.

☐ How to use





1. Wash your hands and face thoroughly using it.
2. Gently peel patch from protective film(avoid touching the center of the patch) and apply to problematic area.
3. Press firmly to skin for 5~10 seconds.
4. Leave patch on overnight or for a minimum 2+ hour.
5. Store unused patches in clear case within sealed ziplock pouch.

Dissolving Microneedle Patch

Eye Patch for wrinkle care

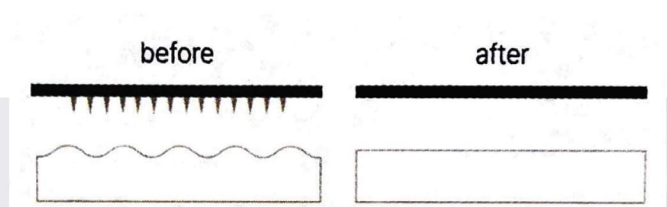
CHAK S K I N DEEP PATCH / **EYE**



1400 dissolving microneedles and vegan ingredients help to make your skin look younger. CHAKSKIN DEEP PATCH-EYE developed focusing on skin rejuvenation and improving elasticity with DiMAS™ technology.

DiMAS™ (Dissolving Microneedle Array System) technology is a new concept of dissolving microneedle array manufacturing technology that developed by our own patents and technologies. The hundreds of strong microneedles penetrates the dead skin cells and effectively delivers the active ingredients deep into the skin.

1400 Microneedles / Bakuchiol & Collagen & AHP-8 / For skin rejuvenation

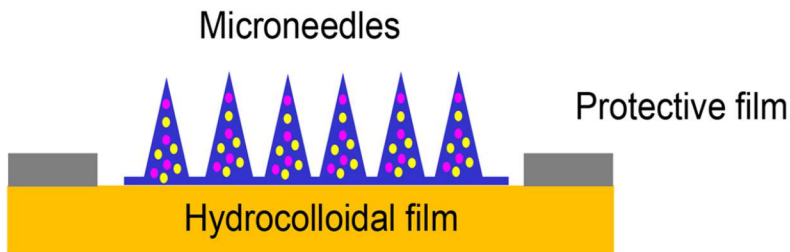


Features

- ◆ Made of hyaluronic acid and effective ingredient such as acetyl hexapeptide-8
- ◆ Slowly dissolved after passing the outmost layer of skin
- ◆ Recommend the eye serum after using eye patch for the best result

CHAK SKIN_DEEP PATCH

Technology : DiMAS™ Technology





DiMAS™ (Dissolving Microneedle Array System) technology is a new concept of dissolving microneedle array manufacturing technology that developed by our own patents and technologies.


The hundreds of strong microneedles penetrates the dead skin cells and effectively delivers the active ingredients deep into the skin.

This innovative product realizes very effective anti-inflammatory action inside skin by dissolving microneedles and carries out skin regeneration & brightening simultaneously.

CHAKSKIN DEEP PATCH developed focusing on skin rejuvenation and improving elasticity with DiMAS™ technology.



□ How to use



1. Wash your hands and face thoroughly using it.
2. Gently peel patch from protective film(avoid touching the center of the patch) and apply to problematic area.
3. Press firmly to skin for 5~10 seconds.
4. Leave patch at least an hour.
5. Remove the patches and apply serum.

※ *We recommend to use once or twice a week for the best result.*

Polymeric Micropoint Derma Stamp (*DermaTok*)



DermaTok is easy-to-use and safe therapy system for professional self home care. It can be easily disinfected for reuse. Just fill any kind of serum into vial and apply to your face.

Features



- High performance biocompatible polymeric micropoints
- No metal allergy
- Optimized design for easy, safe and effective use
- Sterilizable by boiling water or alcohol
- High absorption rate of effective ingredients



How to Use

How to use

➤ *Step 1 :*

Plug DermaTok head into vial containing serum tightly.

➤ *Step 2 :*

Tap DermaTok lightly on the face area wherever needed (Be careful not to press DermaTok too strongly). The serum slowly flows out of vial by tilting vial to some extent. Spread the serum smoothly after using DermaTok.

➤ *Step 3 :*

Clean DermaTok head with warm tap water and dry it thoroughly for the next use. DermaTok head can be disinfected by using alcohol swab before use.





<http://mitisystems.koreasme.com/en/>

#406, Bio Venture Town, 1662 Yuseong-daero, Daejeon, 34054, Korea

Tel: +82-42-864-1132, Fax: +82-42-864-1130

E-mail: bjsul@mitisystems.com